


# SlotCarIllustrated

The Online Magazine

## *Slot-it Lancia LC2*


By Dave Kennedy



After many long months of holding my breath waiting for this beauty to come out...here it is. A photo tour this today and a comprehensive review soon.



I don't remember this type of packaging on Slot It's before but it's sure a nice detail that may be a new way of insuring an undamaged car during shipping. This bubble packaging is inside the normal case.



No 21.5k on this one it's the same motor that's come with the rest of the Slot It's, so no need to worry about this car having an unfair advantage with a new, very torquey motor.




New braids, more like Scalextric braid. I'm not sure if I like this change but here it is.



This car has such wonderful lines. I love the undulation in the body.





Two things on this car that I'm sure are just a problem with my copy. 1, the tires on the front (shown here) don't touch the track. 2, I can't take the body off to see if this can be adjusted because the front body mount screw is too tightly screwed down and I nearly broke the car trying to take it off to shoot the inside of the body... so that's why no photos of the inside of the car. And

in trying to take the screw out I nearly have stripped the head of the screw.

Not sure what to do about this yet...



The names on the roof of the drivers are very nicely done. There isn't any misprinting in the tampo printing anywhere on the body.

It's a fantastic looking car. The wheels are a pleasant surprise. I wasn't sure from the pre-release photos exactly how nicely detailed they are, but they're great looking. There are even little disc brakes in there.



Lots of laps on the new Slot It today. Here's the specifics:


Middle lane at East New York Raceway, 61' lap length. Track cleaned before racing. Driver hopped up on 2 cups of java and a really terrible bagel from Dunkin' (trust me avoid these like your life depended on it!).

- 7.25-stock tire
- 5.90-S2's (the tires that come with the car as extras)
- 5.69-Ortmann's-tight motor pod/tight body
- 5.50-Ortmann's-loose motor pod/loose body
- It was found that the interior was hitting the motor pod, not allowing much of any travel despite the pod being very loose.




- 5.41-with bottom of interior cut away. Motor pod can now travel a bit more. But just for a test we took out the interior. The interior will be replaced when it's trimmed so that it doesn't hit the motor pod. Also there was some flash on the guide mount on the chassis that pushed the guide further into the slot and, in turn, pushed up on the chassis making the front wheels not touch.
- 5.234-with me driving.
- 5.10-with Rob driving on his home track.

For comparison my lightly modified Slot It 956 kit car (black gear instead of stock yellow gear and Ortmann's in place, those are the only 2 mods done) runs 4.9 fastest lap with me driving.




Inside my crudely done circle is the stubs that the cups sit on. We removed the cups from under the front axle and the car got more stable since the front wheels were now on the track and could help stability. This was part of the improvements we did that took it down from 5.41 to around 5.2.





I forgot to mention (and photograph) the rear end and show the cool vents in the back and the tail lights. Nicely done IMO.



The chassis inside, lead added to get the car up from it's stock 74 grams to about 90 grams. This weight will probably change with more testing.



Inside the body after the interior was removed for testing.





Someone asked to see this view I think. It's down the side, into the rearview mirror.



Don't get the impression that you have to do any of the mod's I've done here. I'm not for a minute suggesting that you have to cut the interior on your car, it happens that the interior in my car was a bit too low and hit the motor pod. People get crazy sometimes when you suggest that a car may have something that's worth correcting to get the most of the car. Just like real racing, do what you want to and see if you can beat the other guy...

DaveK  
Publisher, Slot Car News



*I forgot to add the picture of the real car. In this photo (taken during Le Mans in 1984 I think) the A and B posts are black. Further all the Lancia LC2's entered in Le Mans in 1984 appear to have had blacked out A and B posts. If you check out <http://www.racingsportscars.com/pho...6-17-photo.html> you can see for yourself. I'm not sure why it's a detail that's not exactly reproduced on the Slot It model. Don't get me wrong, I love this car. I don't have a problem with this detail not being exact (that is according to this photo, and this photo only...). None of this nit-picking takes away ANYTHING from what is a fine model and a competitive slot car.*

*BTW, I got permission from the photographer, Mr. Paul Kooyman to repost the image here.*

[Back To Slot Car Illustrated](#) | [Discuss this Article](#)

**SlotCar Illustrated**  
The Online Magazine



**Copyright ©2006 SlotCarIllustrated.com. All rights reserved.  
This Copyright applies to all pages within Slot Car Illustrated.**