

# Scaleauto

Model Car Competition

## PORSCHE 911 GT3 RSR (997)





Approval Date: April-30-2011

Official Use Start Date: April-30-2011

Official Use Close Date: -- -- --




# PORSCHE 911 GT3 RSR



## Plastic parts:

- 1- Body
- 2- Right side view mirror
- 3- Ride side mirror reflective material \*
- 4-Left side view mirror
- 5- Left Side mirror reflective material \*
- 6- Muffler (x 2)
- 7- Windshield wiper\*
- 8- Fuel cap
- 9- Front body reinforcement (material may be removed, as highlighted in yellow -30mm, allowing the guide to be moved forward)
- 10- Rear body reinforcement
- 11- Right side body reinforcement
- 12- Left side body reinforcement
- 13- Right side metal body mount
- 14- Left side metal body mount
- 15- Rear wing



## Transparent parts:

- A- Windshield
- B- Right side headlight
- C- Left side headlight
- D- Right side turn signal\*
- E- Left side turn signal\*
- F- Right side break light
- G- Left side break light

## Metallic parts:

- H- Front grill
- I- Hood grill\*
- J- Left side air intake grill\*
- K- Right side air intake grill\*




\* Required only at the start of a competition.

## PORSCHE 911 GT3 RSR



### Body dimensions, at rest, without chassis:

A - Minimum weight without light kit : (+5gr with lights)	55 gr
B - Maximum weight without light kit :(+5gr with lights)	60 gr
C - Total front (wheel arch to wheel arch) width:	80 mm
D - Total rear (wheel arch to wheel arch) width:	83 mm
E - Wheelbase	100 mm
F - Body minimum height	47 mm
G- Rear wing frontal height	34 mm
H- Rear wing rear height	34 mm
I- Body to chassis (lower plate) minimum height. Measured at the center.	0 mm
J- Body to track minimum height	1 mm



### Body dimensions, at rest, with chassis:

K- Total length	188 mm
L - Body maximum front interior width (measured from wheel arch to wheel arch, next to body posts):	73 mm
M - Body maximum rear interior width (measured from wheel arch to wheel arch, next to body posts):	82 mm



### Allowed modifications:

- Rear wing: Foam, with a maximum thickness of 5mm, may be used to reinforce the rear wing - as indicated in black in the adjacent photo. The supports and their original positions must be respected. Replacement rear wing ref. SC-7901b is allowed.
- Interior: Lightweight interior ref. SC-7901 is allowed.
- Windows: The original windows may not be replaced. The rear windows may be painted, as indicated in green in the adjacent photo.
- Side mirrors: Can be replaced with appropriate 1/24 scale injected plastic or rubber alternatives.

